

Statewide Trends and Statistics

2014

Wyoming Youth and Alcohol



**Wyoming Association of Sheriffs
and Chiefs of Police**

Wyoming Association of Sheriffs and Chiefs of Police

Youth and Alcohol Data - 2014: Enforcing Underage Drinking Laws Grant Programs

Casper, Cheyenne, Douglas, Gillette, Hot Springs County, Jackson, Lander, Laramie,
Lincoln County, Powell, Rawlins, Riverton, Rock Springs, Sheridan, Teton County,
Torrington, University of Wyoming

JULY 2015

This project was accomplished with grant funding provided by the Wyoming Department of Health – Mental Health and Substance Abuse Services Division (Enforcing Underage Drinking Laws and Prevention for Success Program Grants) and by the Wyoming Department of Transportation – Highway Safety Office.

The Wyoming Association of Sheriffs and Chiefs of Police managed both program grants and collected the data contained in this report. Johnson and Associates developed the master database, assembled and analyzed the data. The report was authored by Ernest L. Johnson, Director of Services.

TABLE OF CONTENTS

INTRODUCTION.....	2-3
STATEWIDE IMPLICATIONS AND TRENDS ANALYSIS.....	3
COLLECTIVE COMMUNITY DATA – SUMMARY.....	4
COLLECTIVE COMMUNITY DATA - GRAPHS/CHARTS.....	5 - 15
STATEWIDE TRENDS ANALYSIS - GRAPHS.....	16 - 22
PARTICIPATING COMMUNITIES/COUNTIES	
<ul style="list-style-type: none">○ Casper○ Cheyenne○ Douglas○ Gillette○ Hot Springs County○ Jackson○ Kemmerer (data not included in this report – data included in Supplemental Report)○ Lander○ Laramie○ Lincoln County○ Powell○ Rawlins○ Riverton○ Rock Springs○ Sheridan○ Teton Co.○ Torrington○ University of Wyoming	
ACKNOWLEDGEMENTS.....	23

INTRODUCTION

Underage and binge drinking have become serious public health and safety concerns in every community in Wyoming – as they have throughout the rest of the country. Youth are beginning to drink at an earlier age and they are drinking greater quantities than ever before. The increasing risk to Wyoming youth and communities prompted the Wyoming Association of Sheriffs and Chiefs of Police to begin collecting youth and alcohol-related data in order to develop more effective long-term strategies for law enforcement agencies and underage drinking prevention coalitions in Wyoming.

This data collection effort has been funded primarily with the use of federal grant funds provided by the Wyoming Department of Health and the Wyoming Department of Transportation – Highway Safety Office. The grant funds received from the Wyoming Department of Health originally came from the United States Department of Justice - Office of Juvenile Justice and Delinquency Prevention as part of an existing national grant program entitled Enforcing Underage Drinking Laws. These federal grant funds were provided to the state of Wyoming since 1998 and were administered by the Wyoming Department of Health – Mental Health and Substance Abuse Services Division. The OJJDP EUDL funding came to an end during 2013. The Wyoming Department of Health now provides grant funding to continue EUDL activities through a Substance Abuse and Mental Health Services Administration (SAMHSA) program entitled Prevention for Success II.

Unlike other national prevention grant programs, these funds are specifically intended to be used for law enforcement initiatives which focus on effective enforcement of underage drinking laws. Due to the law enforcement focus of these federal grant funds, the Division began contracting with the Wyoming Association of Sheriffs and Chiefs of Police in 2006 to administer the grant process and to direct the efforts of the law enforcement agencies that apply for grant funding.

In 2007, the Association decided to take a more strategic approach in the administration of these federal grant funds by implementing a statewide initiative that would involve multiple law enforcement agencies in a more directed manner. The Wyoming Communities in Action initiative was designed to recruit and involve more law enforcement agencies in efforts to reduce underage drinking in their communities. The initiative was also intended to be the means by which more effective strategies could be devised, implemented and evaluated – strategies which could then be shared, replicated and used by other agencies in the state.

An integral phase of this initiative involved devising a data collection process that would provide more complete, detailed information relative to incidents where law enforcement comes in contact with youth who are in possession of, or who have been drinking alcohol.

The process of identifying and selecting the data fields which would be useful for strategy development and evaluation purposes was a critical first step. Demographic information,

location of law enforcement contact, time of day, arrests versus citations, blood alcohol concentration levels and determining the source of the alcohol were all selected and included in the data collection process employed by all participating agencies.

The data is collected daily, then tabulated and submitted monthly through the use of an online project management site. This information is then entered into a master database and monthly reports are created for every grant agency – as well as included in an aggregated year-end report for all communities.

This report is comprised of data collected by seventeen law enforcement agencies in Wyoming that participated in the two Enforcing Underage Drinking Laws (EUDL) grant-funded programs during calendar year 2014. NOTE:

Kemmerer also participated this year but this community's statistics is not included in this report as there is only one year's data available. However, Kemmerer's data is included in this year's Supplemental Report. Three counties, thirteen municipalities and the University of Wyoming now have a four-year baseline of data relative to youth involvement with alcohol which can be used to assess and compare enforcement efforts and underage drinking prevention initiatives.

This report provides a collective view of alcohol-related data involving youth which was submitted by: Casper, Cheyenne, Douglas, Hot Springs County, Gillette, Jackson, Lander, Laramie, Lincoln County, Powell, Rawlins, Riverton, Rock Springs, Sheridan, Teton County, Torrington and the University of Wyoming.

STATEWIDE IMPLICATIONS and TREND ANALYSIS

Although this report presents data from only seventeen communities or counties in the state, these communities comprise more than half of the state's population. The community statistics, when aggregated, provides detailed information relative to Wyoming incidents where law enforcement came in contact with youth who were in possession of, or who had been drinking alcohol.

A sufficient amount of data has been collected in these seventeen communities/counties during the last four years which can now be analyzed for the purpose of identifying trends relative to youth's involvement with alcohol in Wyoming. This report also provides a trend analysis of selective data useful for prevention efforts, manpower deployment and strategy development.

A review of the statistics for the last four years reveal the following trends: Overall, law enforcement contact with youth involved with alcohol in Wyoming has decreased in all categories except one – arrests for underage drinking and driving; The number of juveniles who are cited and released by law enforcement is now 6.9% (compared to 22% in 2011); 10pm to 2pm continues to be the time of day when the largest number of youth are arrested for alcohol involvement – with a significant number also being arrested from 2am to 4am. Youth continue to obtain alcohol from a party or home more often than any other source (68.5% - party, 18.7% - home).

COLLECTIVE COMMUNITY DATA

The data collected over a twelve month period – January 1, 2014 through December 31, 2014 provides descriptive detail regarding law enforcement involvement with youth and alcohol in the seventeen EUDL and WYDOT grant funded communities in Wyoming.

The statistics contained in this report provide a more complete “picture” of alcohol use by youth in Wyoming than has been available in the past. Specific data regarding age, gender, time of day, charges, location of offense and where the minor obtained alcohol was collected - information useful for prevention efforts, manpower deployment and strategy development.

An assortment of charts and graphs of aggregated data collected in the seventeen communities are included in this report. Highlighted below are some significant, useful statistics:

- 1,628 underage youth were arrested or cited for involvement with alcohol (150 less than last year)
- 196 adults (male and female) were arrested during alcohol-involved incidents where underage drinkers were arrested (28 more than last year)
- 6.91% of the juveniles were arrested and taken into custody – 93.09% were cited and released
- Males age 18-20 accounted for the most arrests/citations – 732 (45%)
- Females age 18-20 were second in arrests and citations - 314 (19%)
- Males age 15-17 were third in arrests/citations – 217 (13%)
- Females age 15-17 were fourth in arrests/citations – 118 (7)%
- 25 males age 14 and under were cited/arrested
- 21 females age 14 and under were cited/arrested
- Average BAC: PBT – 0.104 Intoximeter – 0.109
- Law enforcement arrests involving youth and alcohol occurred more often between 10PM and 2AM – 900 of the total 1,628 (55%)
- 394 of the 1,628 total arrests occurred between 10PM and Midnight, 506 occurred between Midnight and 2AM, and 265 occurred between 2AM and 4AM
- Minor in Possession was the most frequent charge – 1,266 of the total 1,432 underage arrests
- There were numerous incidences of accompanying charges for Assault, Curfew violations, Disorderly Conduct, Disturbing the Peace, Interference
- 140 underage youth were arrested for DUI (44 more than last year)
- Private Residences were most often involved – 40%
- 88% of the time minors reported they obtained alcohol from a Party (64%) or Home (24%)
- 12% of the time minors obtained alcohol from a Bar or Liquor Store

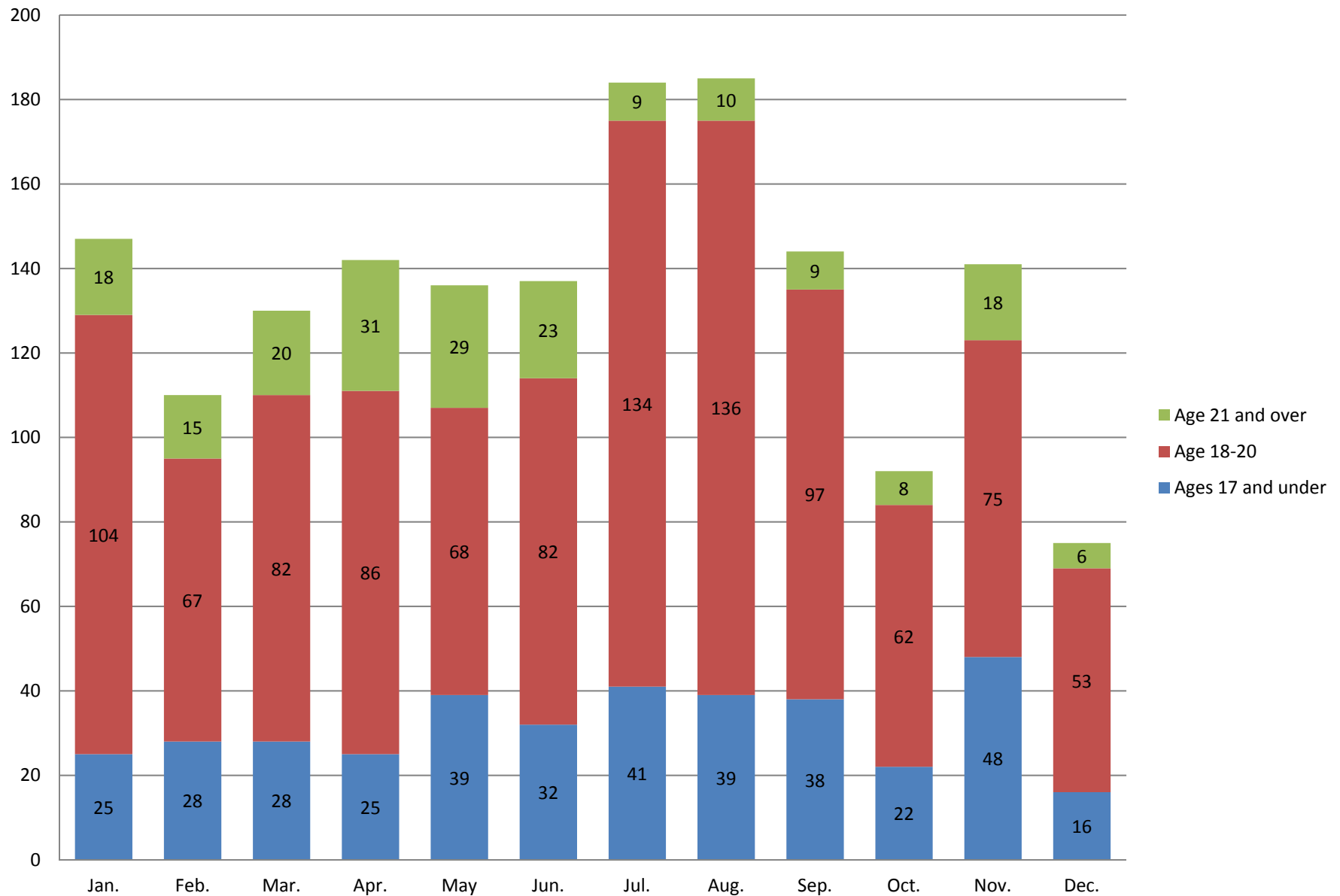
January - December 2014

	Jan.	Feb.	Mar.	Apr.	May	Jun.	Jul.	Aug.	Sep.	Oct.	Nov.	Dec.	Totals & Ave.
Total Arrests	147	110	130	145	136	137	184	186	145	92	141	75	1628
Arrest	40	33	37	36	58	47	26	42	27	24	24	18	412
Cite/Release	107	77	93	106	78	90	158	144	118	68	117	57	1213
Day of the Week													
Monday	9	3	17	10	5	12	11	13	7	7	8	10	112
Tuesday	12	8	7	19	12	7	20	26	8	5	8	7	139
Wednesday	20	5	7	6	5	7	25	13	8	12	10	11	129
Thursday	11	7	16	24	17	19	19	5	9	9	22	3	161
Friday	36	25	22	15	40	23	14	35	21	16	18	13	278
Saturday	31	43	27	40	39	42	57	44	47	19	47	23	459
Sunday	28	19	34	28	18	27	38	50	45	23	28	8	346
Time													
10am-4pm	6	12	5	12	9	2	2	10	4	6	9	5	82
4pm-10pm	20	13	18	30	24	18	32	24	18	20	40	22	279
10pm-12am	50	14	41	49	28	28	38	43	31	17	38	17	394
12am-2am	29	53	44	20	41	55	74	62	45	26	34	23	506
2am-4am	31	13	16	23	24	27	29	34	33	18	13	4	265
4am-10am	10	5	6	8	10	7	9	13	14	5	7	4	98
Age and Gender													
Female 14 and under	1	1	0	1	1	0	4	0	5	2	3	3	21
Female 15-17	9	9	13	6	7	15	10	16	7	7	14	5	118
Female 18-20	38	13	21	32	20	31	45	35	22	15	24	18	314
Female over 21	9	5	4	11	15	5	0	3	1	2	11	3	69
Female no age	0	0	0	0	0	0	0	0	0	0	0	0	0
Male 14 and under	4	2	3	1	3	0	1	2	3	3	2	1	25
Male 15-17	11	16	12	17	28	17	26	21	23	10	29	7	217
Male 18-20	66	54	61	54	48	51	89	101	75	47	51	35	732
Male over 21	9	10	16	20	14	18	9	7	8	6	7	3	127
Male no age	0	0	0	0	0	0	0	0	1	0	0	0	1
MIP	120	83	104	97	84	100	158	159	115	79	109	58	1266
DUI	16	8	11	21	24	19	9	11	6	5	7	3	140
Open Container	2	1	2	4	10	0	3	1	3	4	1	0	31
Youthful Offender	0	17	6	5	9	9	16	21	11	5	3	5	107
Public Intoxication	7	5	4	9	7	3	3	1	5	2	3	1	50
Minor in Establishment	0	4	0	0	3	2	0	0	2	1	0	7	19
Furnish to Minor	1	2	4	7	3	13	9	10	2	3	2	6	62
Sell to Minor	3	4	4	6	5	0	0	0	0	1	15	0	38
False ID	6	6	2	0	2	0	2	4	2	3	2	7	36
Parental Prior	0	0	0	0	0	0	0	0	0	0	0	0	0
BAC													
PBT	0.088	0.102	0.100	0.119	0.101	0.112	0.094	0.111	0.089	0.109	0.099	0.128	0.104
Intoximeter	0.112	0.109	0.096	0.144	0.125	0.111	0.111	0.078	0.110	0.148	0.056		0.109
Refused	11	18	23	16	4	7	7	13	18	4	12	4	137
Accident Related	0	0	1	0	0	0	1	0	0	1	2	0	5

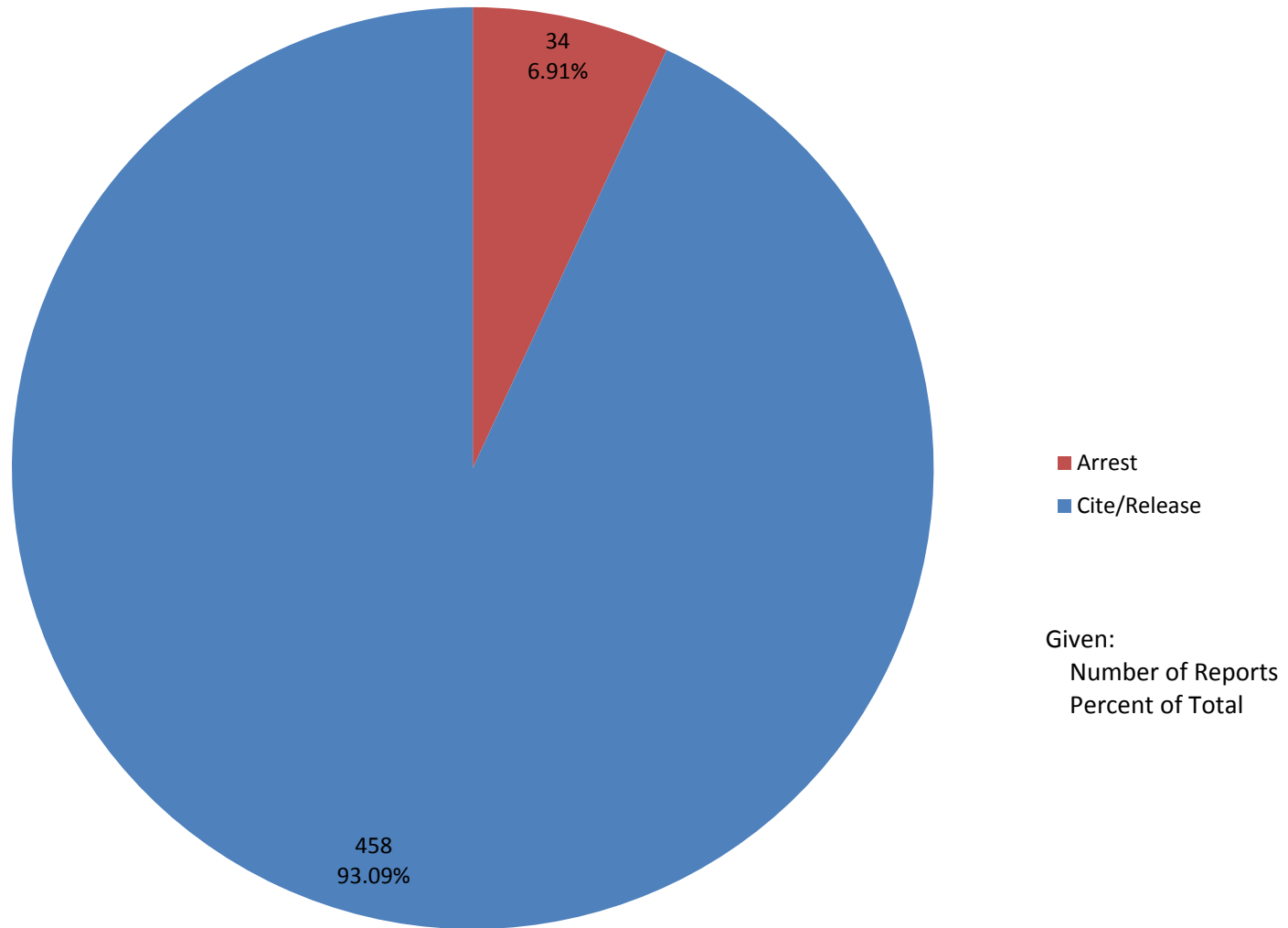
January - December 2014

	Jan.	Feb.	Mar.	Apr.	May	Jun.	Jul.	Aug.	Sep.	Oct.	Nov.	Dec.	Totals & Ave.
Location of Offense													
Bar	5	10	3	3	10	3	4	5	2	3	11	10	69
Other	8	4	5	11	9	4	14	24	7	1	9	8	104
Park	0	0	0	8	1	15	33	1	0	3	3	0	64
Parking Lot	10	6	10	13	5	5	11	15	8	3	5	5	96
Residence	65	50	56	53	28	60	67	77	64	44	57	21	642
Restaurant	0	2	0	4	3	0	0	2	0	2	5	4	22
School	5	13	2	7	6	0	0	1	12	6	12	2	66
Street	33	17	38	28	54	33	33	41	43	24	27	22	393
Vehicle	2	8	15	14	20	14	19	17	6	4	12	3	134
Where Minor Obt. Alc.													
Bar	3	5	1	1	3	4	6	4	1	1	4	5	38
Home	11	7	5	7	6	8	18	14	21	2	18	6	123
Liquor Store	2	0	1	2	12	0	0	1	0	1	0	2	21
Party	57	5	34	7	12	31	15	56	33	24	36	15	325
Other Crimes Charged													
3rd Degree Sex Assault	0	0	0	0	0	0	0	0	0	0	0	0	0
Assault	0	0	0	0	0	0	3	5	1	1	4	2	16
Attempt to Purchase	0	0	0	0	0	0	0	0	0	0	0	0	0
Burglary	1	0	0	0	0	0	0	1	3	0	1	1	7
Criminal Entry	0	0	1	0	0	1	0	0	0	0	0	0	2
Curfew	0	0	0	1	2	4	1	0	2	0	0	0	10
Disorderly Conduct	0	0	0	0	0	3	0	0	1	1	0	0	5
Disturbing Peace	0	0	2	0	0	1	0	0	1	1	0	0	5
Duties of Driver	0	1	1	0	0	2	0	0	0	3	0	0	7
Improper Lights	0	0	0	0	0	0	0	1	1	0	1	0	3
Interference	0	0	0	0	1	3	0	0	4	1	2	2	13
Juvenile party report	0	1	2	0	3	1	1	1	1	1	1	0	12
Lane Violation	0	0	0	0	0	0	0	0	0	0	0	0	0
Leave Scene Accident	1	0	2	0	0	1	3	3	2	3	7	0	22
No DL	1	0	1	0	0	0	0	2	0	0	1	0	5
No Insurance	0	0	1	1	1	0	0	0	1	0	1	0	5
Pedestrian Under Influen.	0	0	0	0	0	1	0	0	0	0	1	0	2
Poss. Cont. Subst.	0	0	1	2	2	1	0	1	0	0	1	0	8
Poss. Drug Para.	1	0	0	2	1	2	0	1	0	0	0	0	7
Poss. Of Marijuana	5	1	0	2	6	0	0	0	4	0	1	1	20
Poss. Of Narcotics	2	1	0	2	2	2	0	1	1	0	0	0	11
Poss. Of Tobacco	2	0	1	2	1	2	2	0	0	5	0	0	15
Probation Violation	1	0	0	0	0	2	1	1	0	1	0	1	7
Property Destruction	1	0	0	0	2	7	0	0	0	1	0	0	11
Traffic Offense	0	0	2	4	0	2	0	0	0	1	1	2	12
Trespassing	1	1	2	0	3	2	5	1	0	0	0	0	15
Vandalism	0	0	0	0	0	0	0	0	2	0	0	0	2
Warrant	2	0	1	0	0	2	2	1	0	2	0	1	11

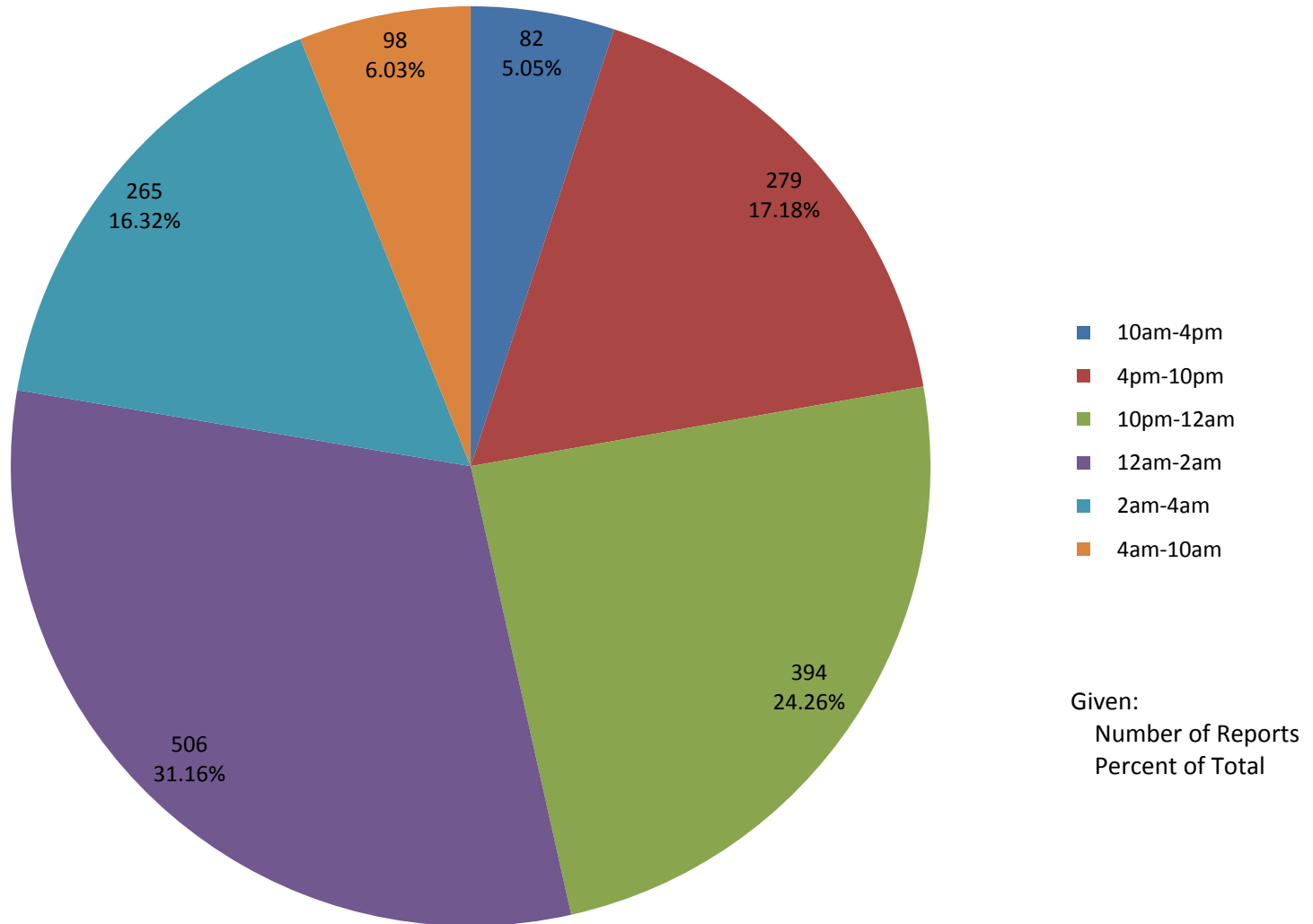
Total Arrest Reports: January - December 2014



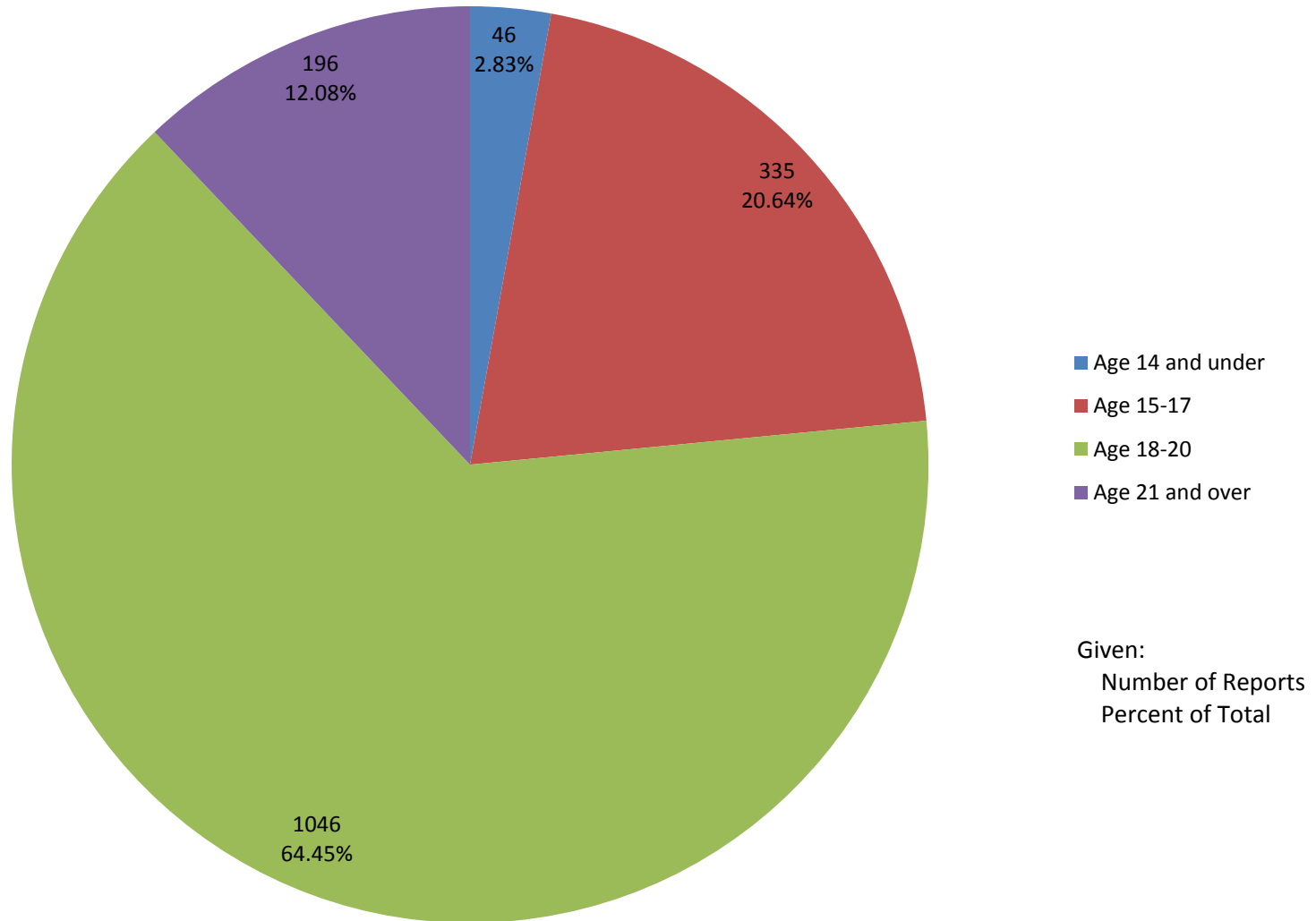
Juvenile Arrest vs. Cite/Release: January - December 2014



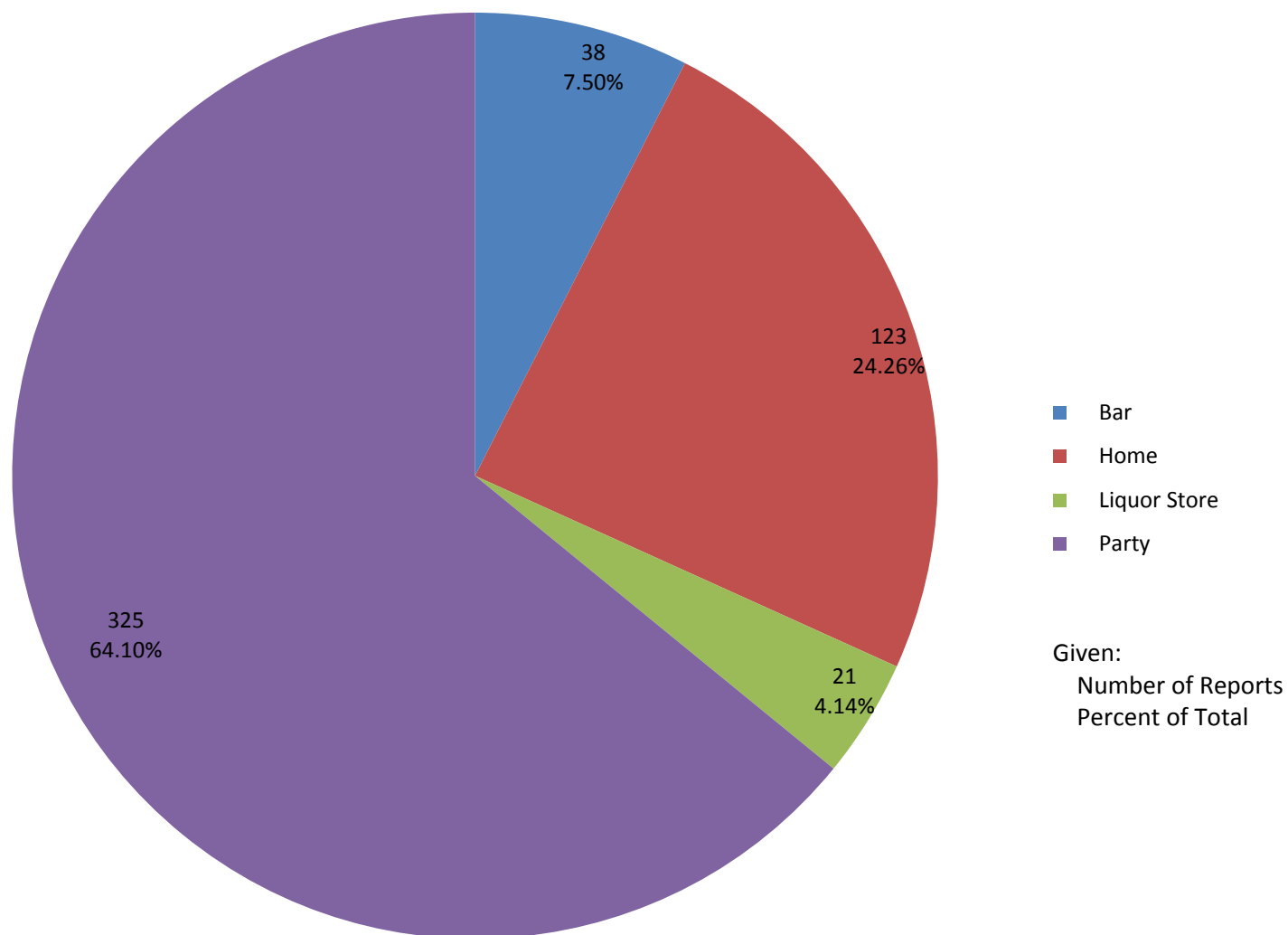
Time Distribution: January - December 2014



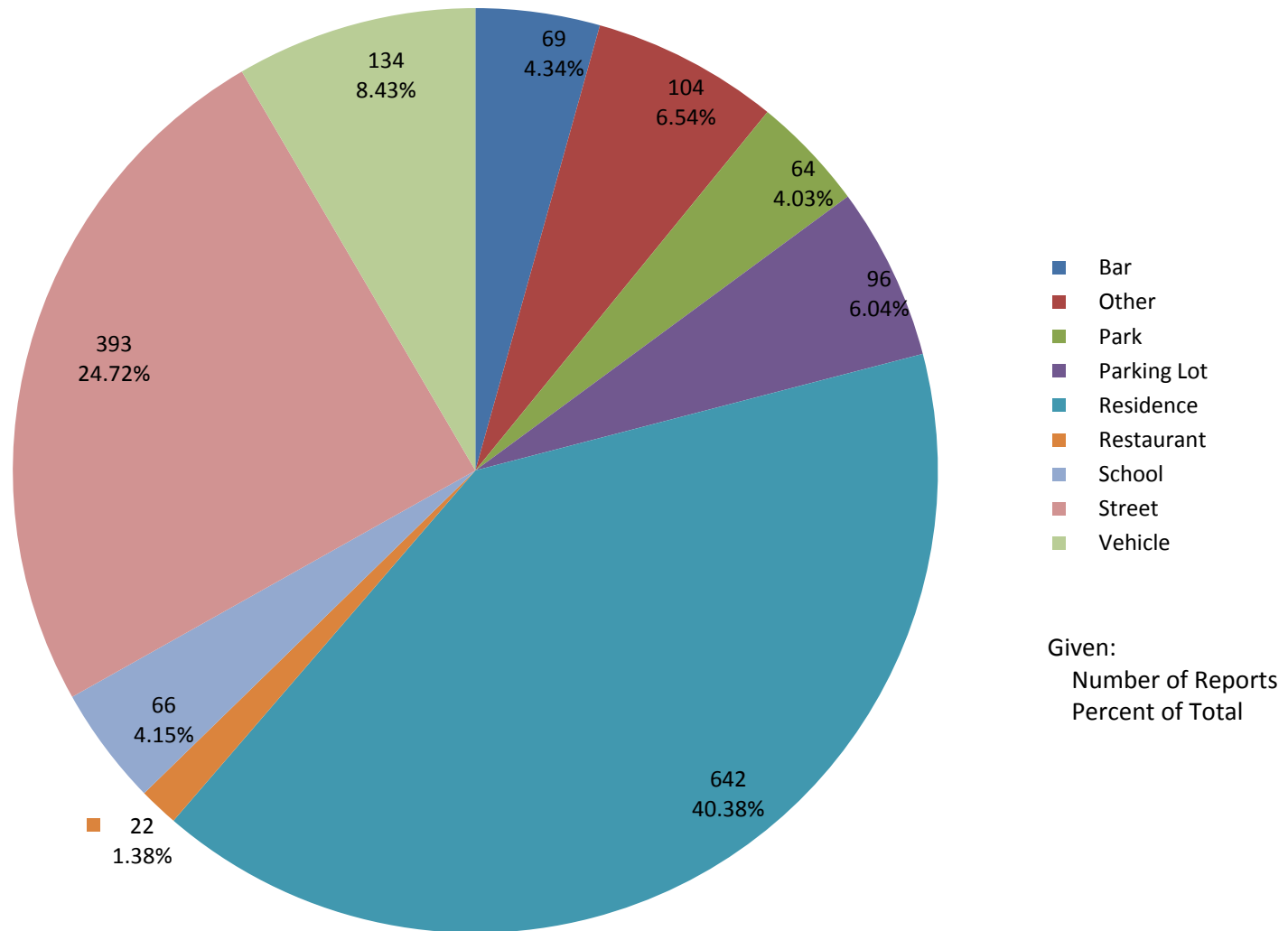
Age Distribution: January - December 2014



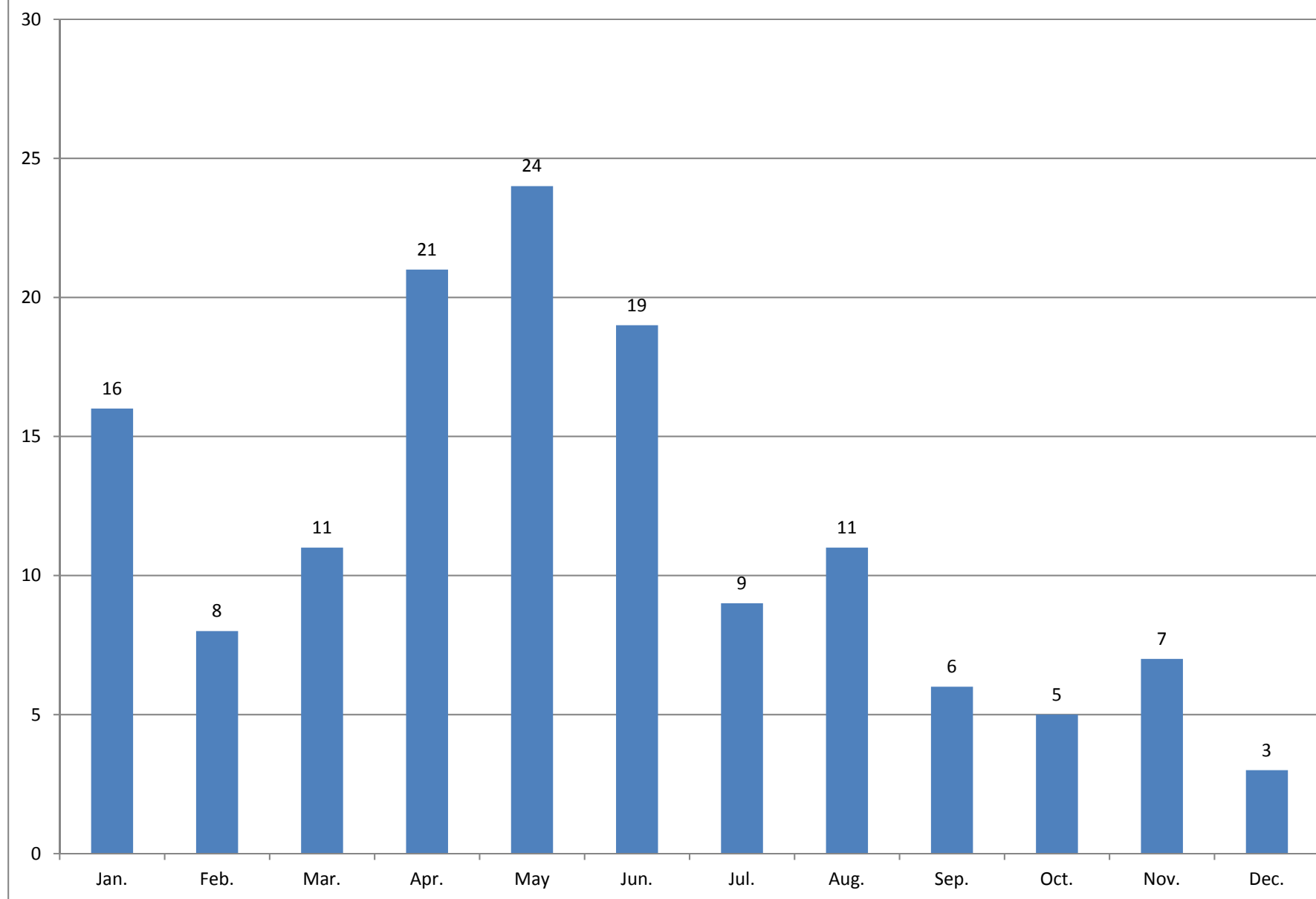
Where Minors Obtained Alcohol: January - December 2014



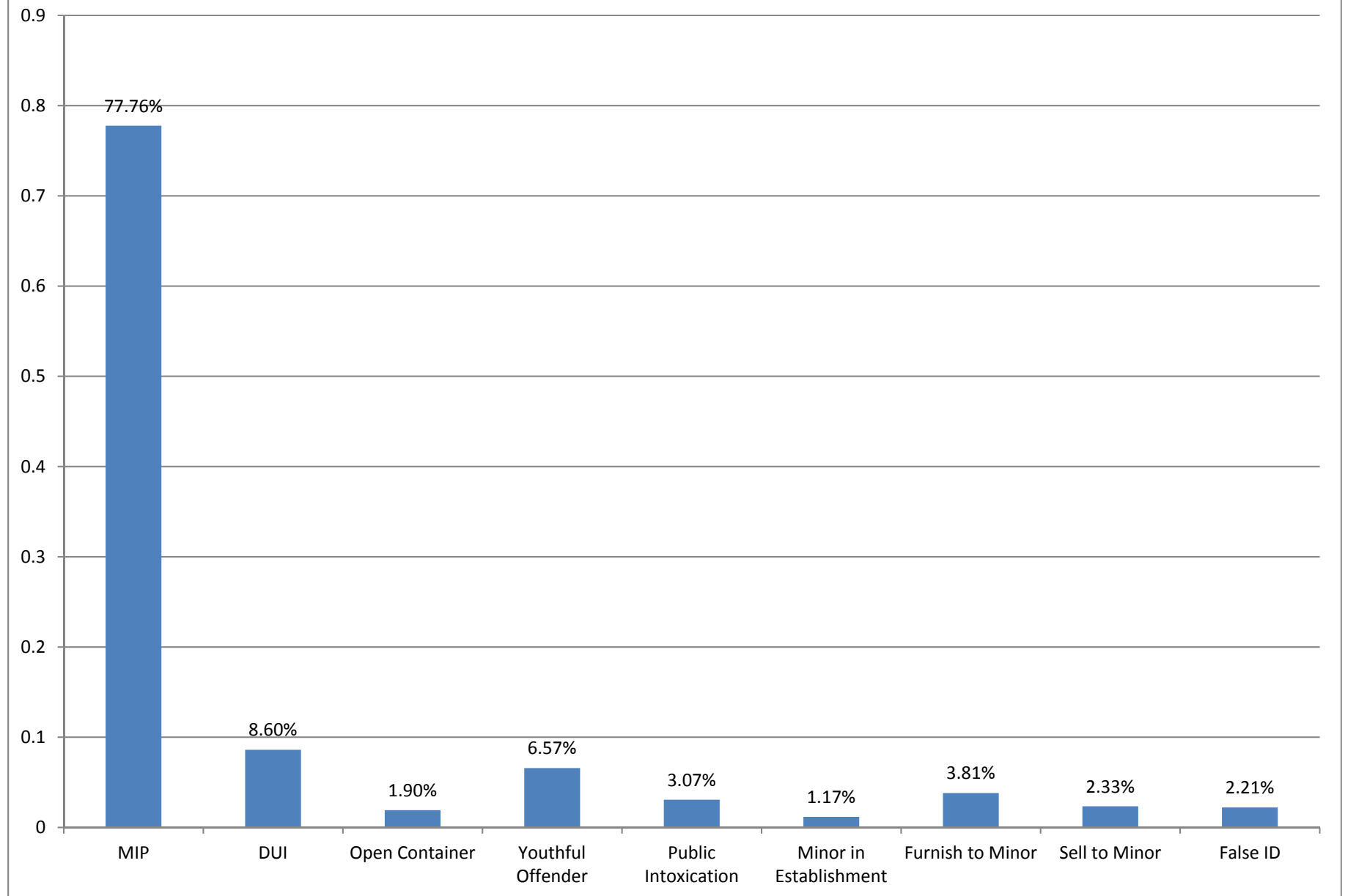
Location of Offense: January - December 2014



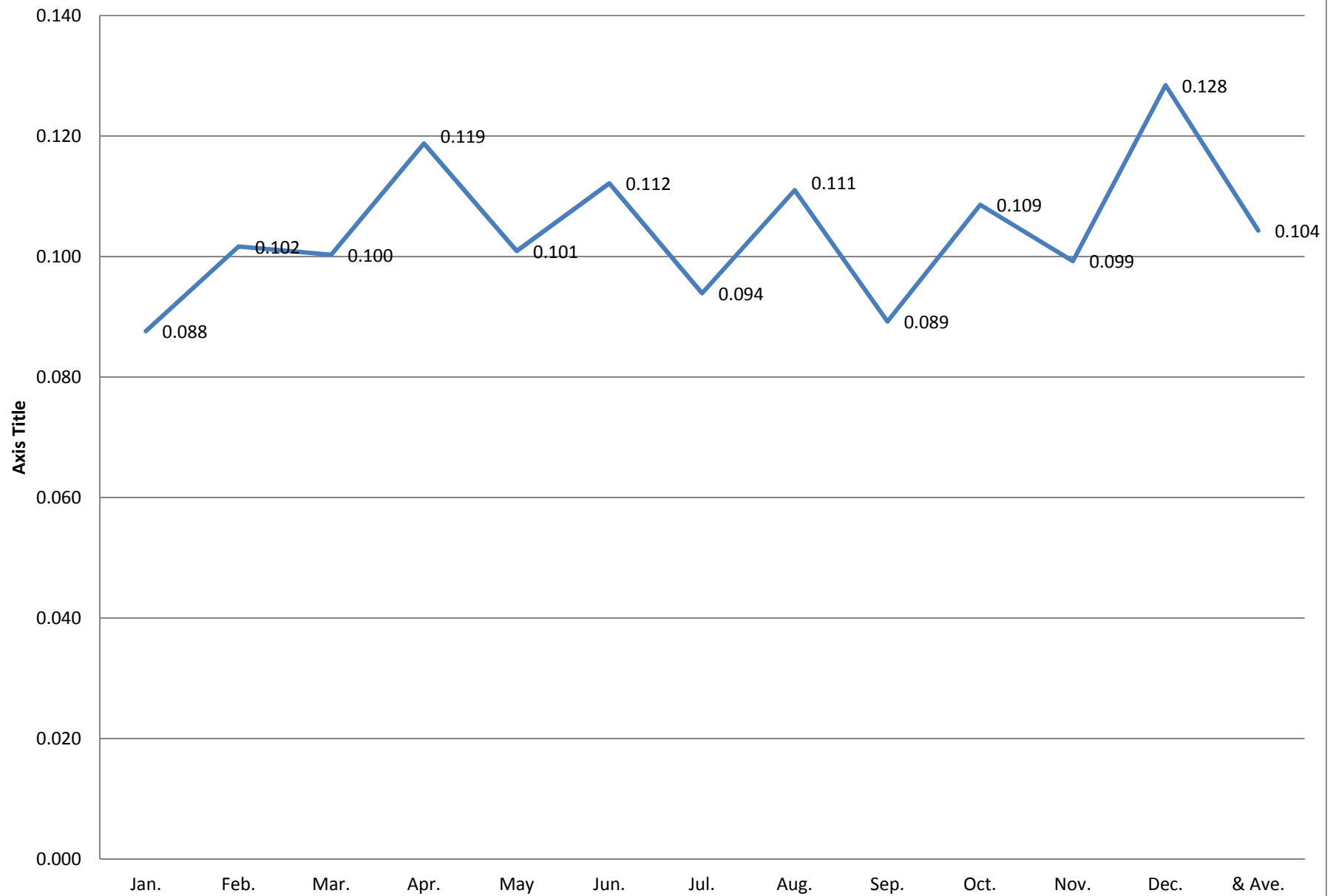
DUI Reports by Month: January - December 2014



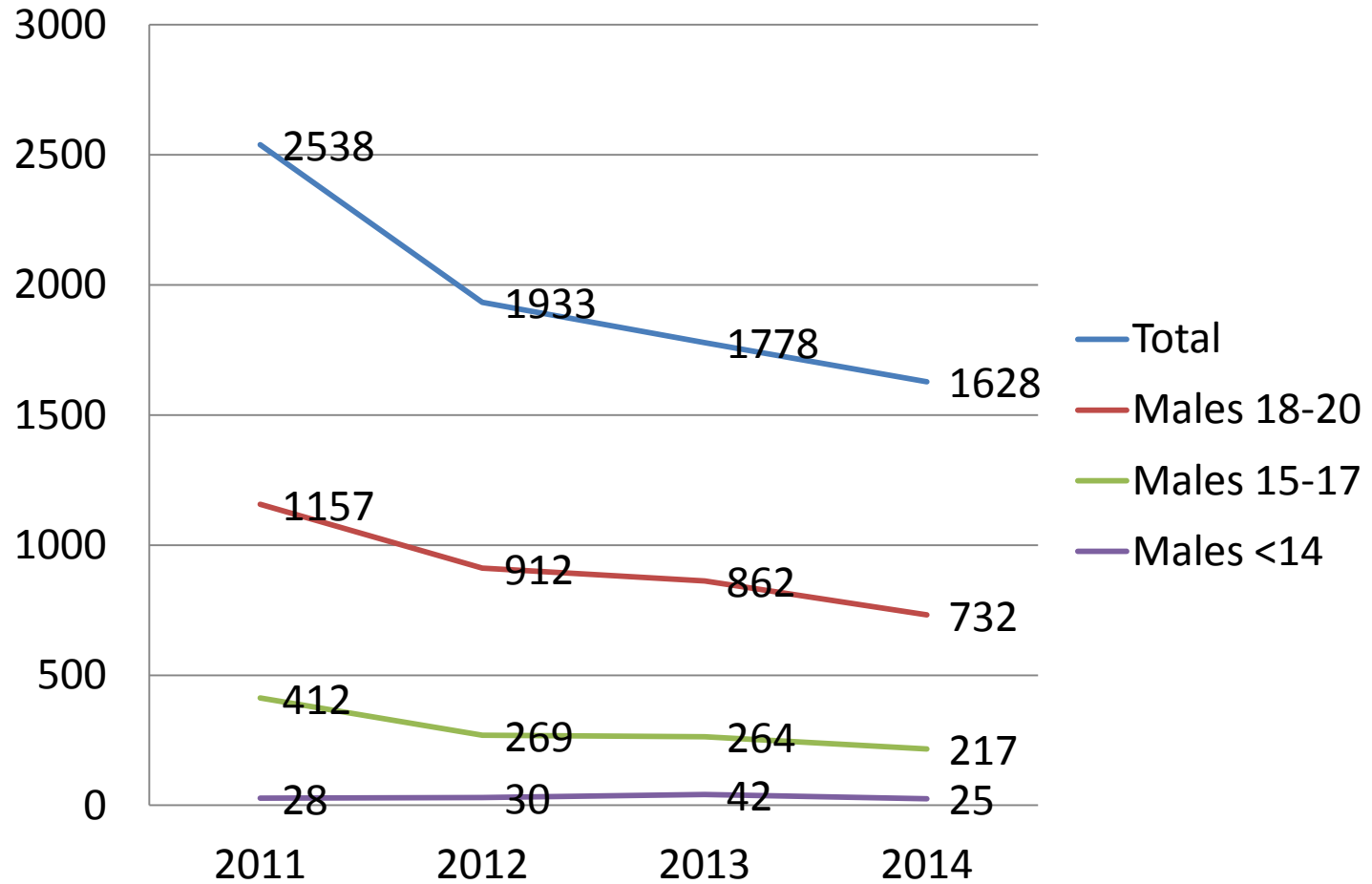
Charges as a Percent of Total Reports: January - December 2014



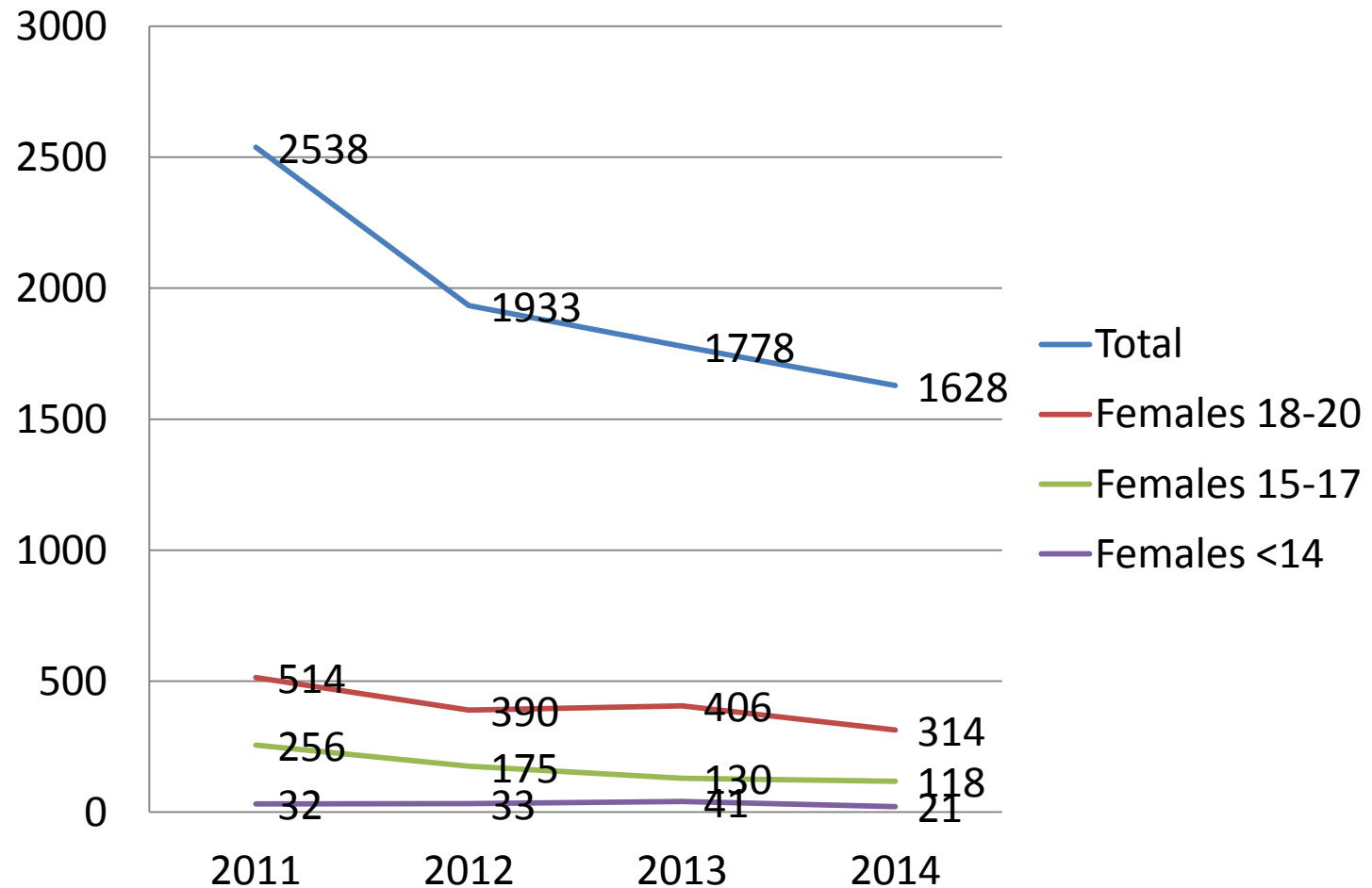
Average PBT BAC by Month: January - December 2014



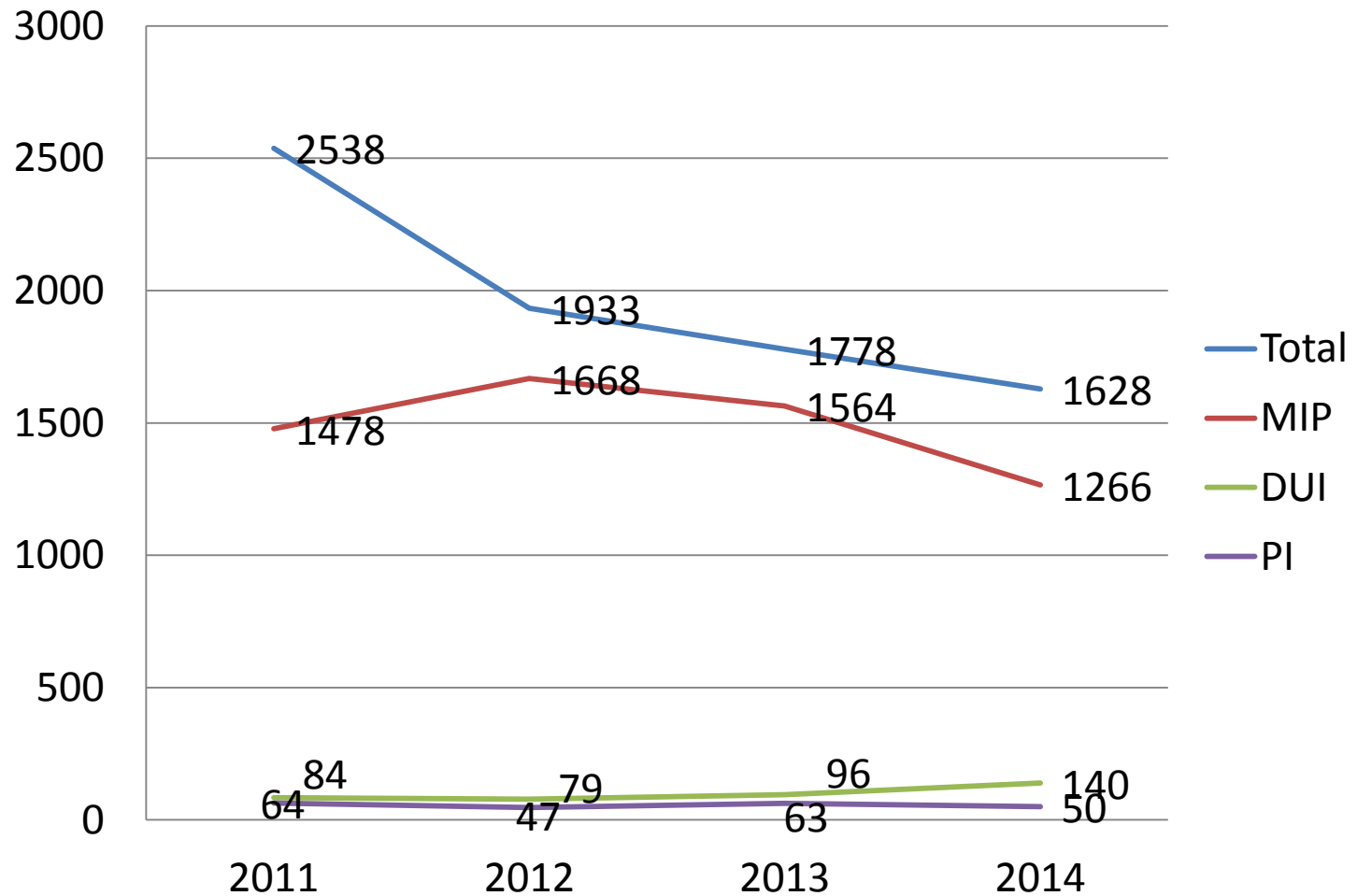
Underage Arrests Involving Alcohol: 2011 - 2014



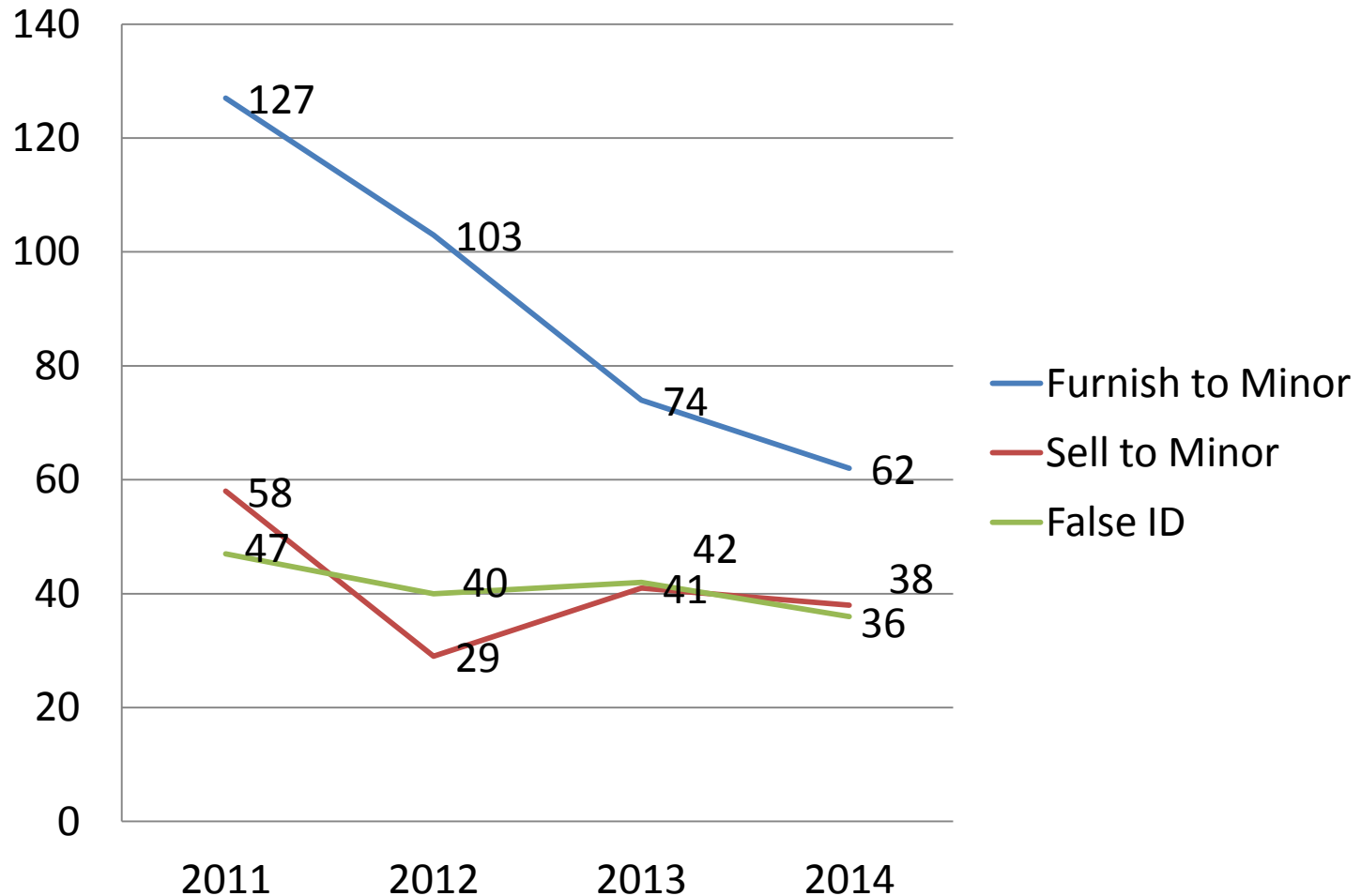
Underage Arrests Involving Alcohol: 2011 - 2014



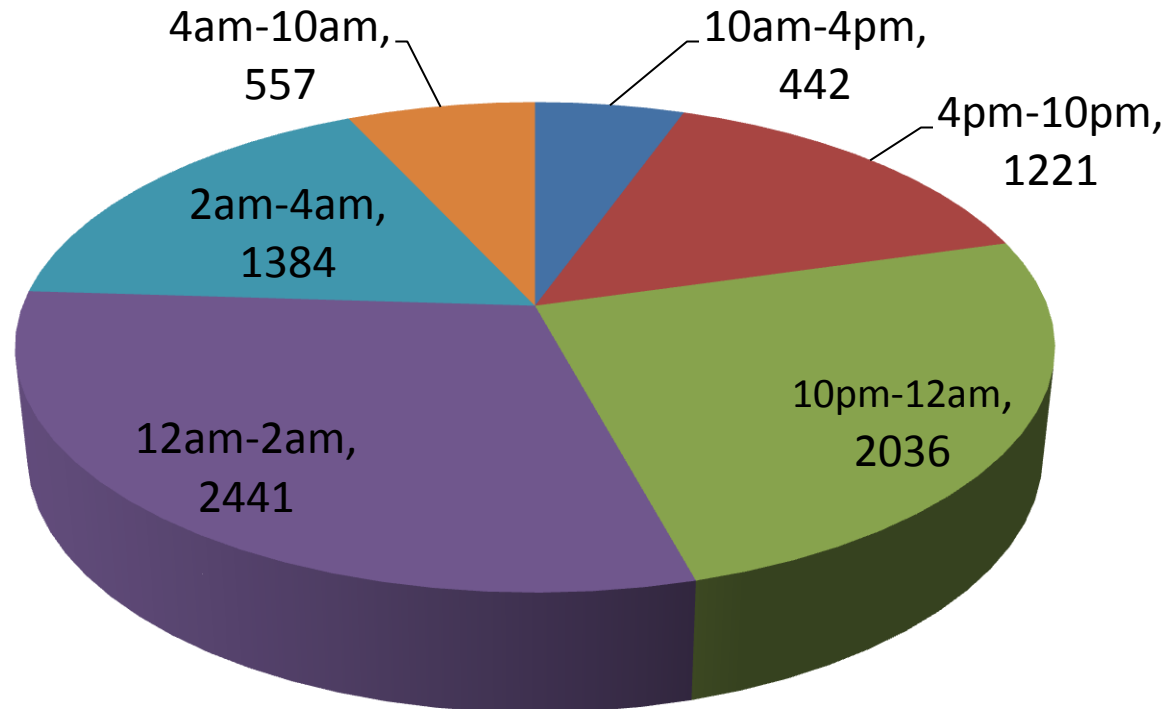
Underage Arrests Involving Alcohol: 2011 - 2014



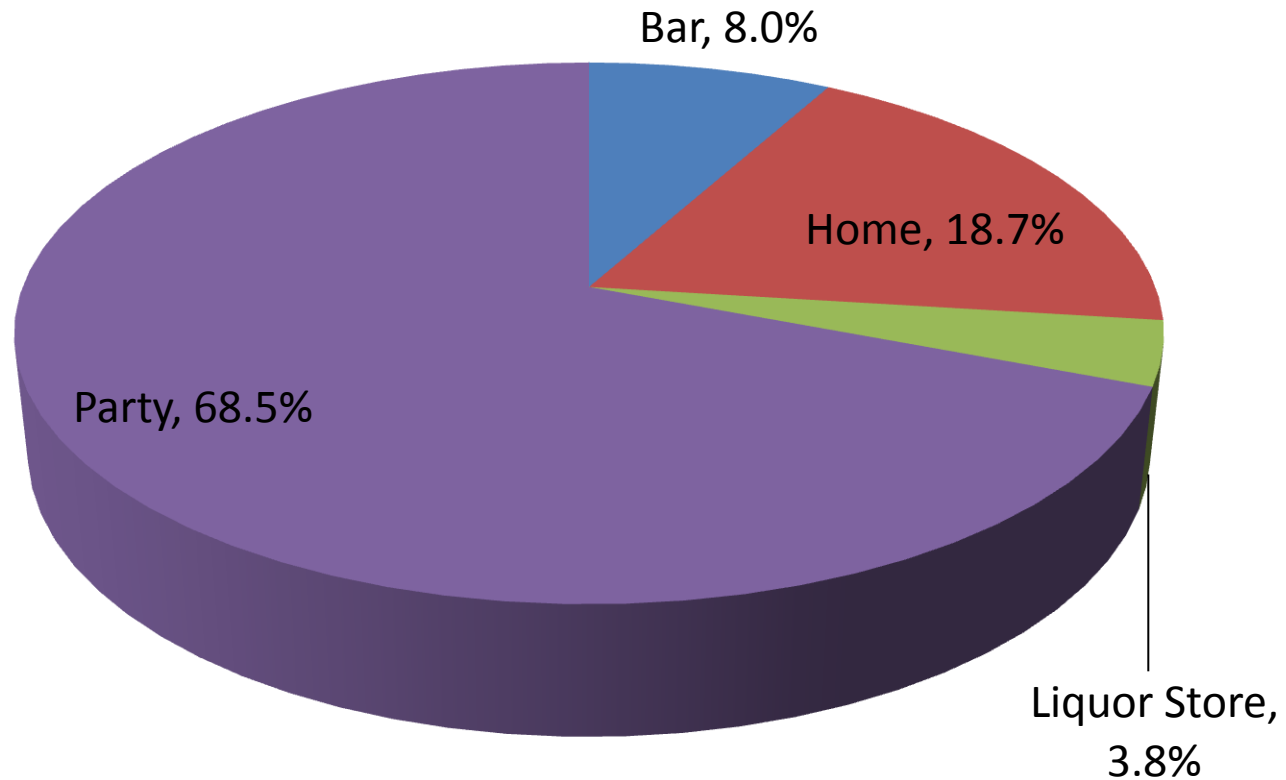
Arrests Involving Youth & Alcohol: 2011 - 2014



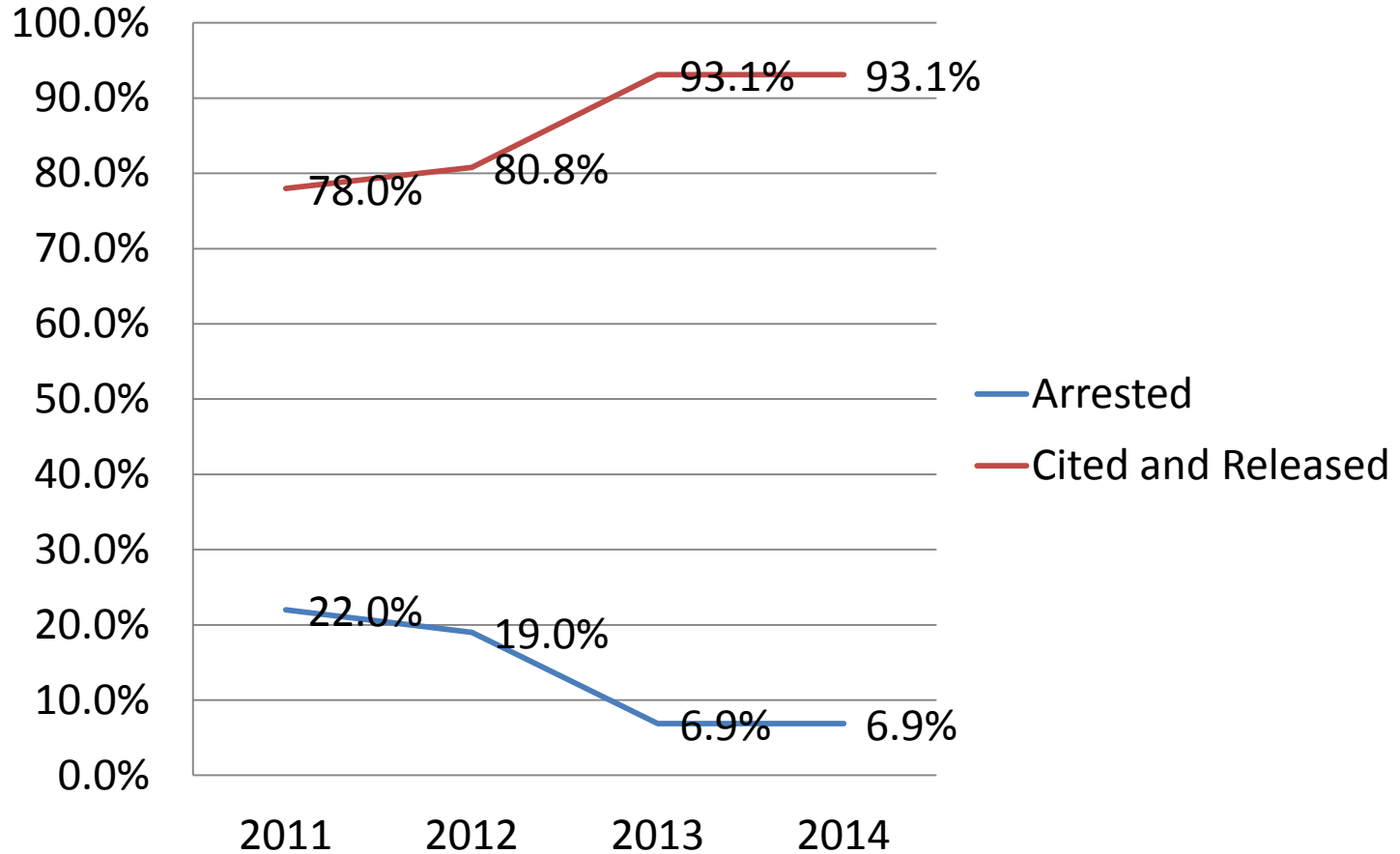
Number Arrested by Time of Day: 2011-2014



Where Minors Obtained Alcohol: 2011-2014



Juvenile Arrests Vs. Cite and Release: 2011-2014



ACKNOWLEDGEMENTS

This initiative was a collaborative effort on the part of the administrators, enforcement team leaders and records personnel from all eighteen law enforcement agencies that participated. The Initiative was successful due to the unwavering support of the administrators. The day-to-day supervision of enforcement activities by the team leaders, the daily collection and monthly tabulation/submittal of arrest data was an ambitious undertaking and their efforts should be acknowledged as well. The collective efforts of all assigned department staff were essential to the overall success of this Initiative.

CASPER

Steve Freel - Captain
Scott Jones – Sergeant
Sara Stockero – Detective
Erica Ketchum - Specialist

CHEYENNE

Jared Keslar – Lieutenant
Greg Smith - Officer

DOUGLAS

Todd Mathews – Lieutenant
Kirsti Muncy – Records/Municipal Court Clerk

GILLETTE

Jim Hloucal – Chief of Police
Chuck Deaton - Lieutenant
Leah Foster – Senior Administrative Assistant

HOT SPRINGS CO.

Daniel Pebbles – Lieutenant
Cindy Magelky

KEMMERER

Stacy Buck – Chief of Police

JACKSON

Russ Ruschill- Sergeant
Cynthia Riedel

LANDER

Fred Cox – Sergeant
Kenneth Stigers

LARAMIE

Christopher Cleven – Officer

LINCOLN CO.

Brian Andrews – Captain
James Hunting – Deputy/SRO

POWELL

Roy Eckerdt – Chief of Police
Lisa Baker

RAWLINS

Troy Palmer – Chief of Police
Valeta Rodabaugh - Comm. Supervisor

RIVERTON

Todd Byerly – Sergeant
Cindy Harris – Records

ROCK SPRINGS

Dwane Pacheco – Chief of Police
Matt Keslar - Commander
Alison Deters – Records Supervisor

SHERIDAN

Tom Henry – Sergeant
Jennifer Shassetz – Administrative Secretary

TETON CO.

Todd Stanyon – Sergeant
Kimmi Kussy

TORRINGTON

Billy Janes – Chief of Police
Kathy Stricker – Records

UNIVERSITY OF WYOMING

Mike Samp – Chief of Police
Chad Bade - Sergeant

EUDL Grant Manager;	Tim Feathers – Wyoming Association of Sheriffs and Chiefs of Police
Database Manager:	Erin Maggard – Johnson and Associates
Data Analysis:	Ernest L. Johnson – Johnson and Associates
Report Author:	Ernest L. Johnson – Johnson and Associates



WYOMING YOUTH AND ALCOHOL: 2014

Enforcing Underage Drinking Laws Grant Programs Data

July 2015

The collection and analysis of the data in this report was made possible through the assistance of grant funds provided by the Wyoming Department of Health and the Wyoming Department of Transportation – Highway Safety Program. The Wyoming Association of Sheriffs and Chiefs of Police managed the operation of both program grants. Johnson and Associates developed the master database, assembled and analyzed the data, and authored this report.